

LIVING DINING SOFA CHAIR / OAK LIVING DINING SOFA CHAIR / WALNUT

User Guide

Thank you for your purchase.

Read the User Guide before use to ensure correct use of this product.

Please store this User Guide in an easily accessible place for future reference.

Table of Contents	Pages
Important Information (Safety Advice)	2 - 3
Parts	4
Part Names	4
Directions for Use	5 - 6
Care Instructions	7
Usage	8
Specifications	9
Contact Information	9

Important Information (Safety Advice)

These instructions
must be followed.

This User Guide contains important information for the safe use of this product in order to prevent harm to the user and others or damage to the property.

Please note the following contents (indications and graphic symbols) before reading the main contents of this User Guide, and follow the instructions given.

- Explanations of Indications

The degrees of injury and damage that may arise when the product is used incorrectly are classified and explained with the following symbols.



Warning

Indicates a hazard with a level of risk which, if not avoided, could result in death or serious injury*¹ to the user.



Caution

Indicates a hazard with a level of risk which, if not avoided, could result in injury*² to the user or property damage*³.

- Explanations of Graphic Symbols

Instructions are given in the form of the following graphic symbols. (Examples of graphic symbols are as follows.)



DON'Ts: Actions that are prohibited.



DOs: Actions that must be taken.

*¹ "Serious injury" indicates blindness, injuries, burns, bone fractures, poisoning, or electric shocks which have long term effects and require hospitalisation and/or long-term hospital visits for treatment.

*² "Injury" indicates injuries or burns which do not require hospitalisation or long-term hospital visits for treatment.

*³ Property damage indicates an expanded damage that involves the house or household property.



Warning



DON'Ts

- Do not lay an infant on the product. Doing so may result in the infant falling off or suffocating.
- Do not let children use the product without adult supervision.
- Do not stand or jump on the seat or use it as a stepladder. Doing so may result in losing your balance and falling, or injury because of damage to the product.
- Do not use in an unstable condition, such as tilting the product while sitting on it. Doing so may result in injury due to falling or damage to the product, or damage to the floor.
- Do not sit on the front edge of the seat. Doing so may cause injury.
- Do not sit on any part other than the seat. Doing so may cause injury.
- Do not allow more than the specified number of people to use at the same time. Doing so may result in injury due to falling or damage to the product.
- Do not use in an unstable state or location. Doing so may result in injury due to falling.
- Do not place the product near a combustible object such as a room heater. Doing so may cause fire.
- Do not drop hot items such as a lit cigarette onto the product. Doing so may cause fire.
- Do not place a leg of the product on the power cord of an electrical appliance. Doing so may damage the cord, resulting in electric shock or fire.
- Do not keep unwanted packaging materials within reach of infants. Infants may accidentally pull packaging materials over the mouth or nose, causing suffocation.
- Do not use the product outside. Doing so may cause deformation or severe degradation of the product, resulting in injury.
- The fitting parts are all small parts. Keep out of reach of small children. Do not lose any of the parts. Parts may cause suffocation if swallowed accidentally.



Caution




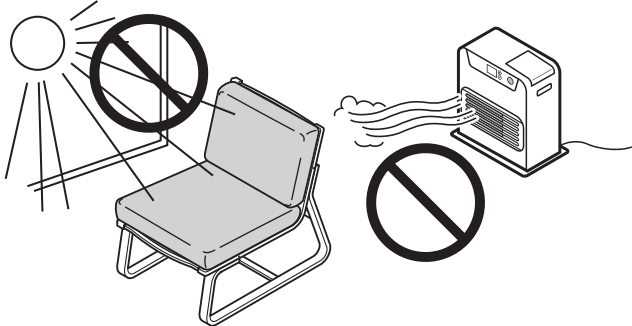

DON'Ts

- Do not store the product in a humid place (approx. humidity of 70% or higher and room temperature of 20°C or higher) for a long time. Doing so may cause an infestation of mould or mites, resulting in a health hazard.

Important Information (Safety Advice)

These instructions must be followed. (Cont'd)

⚠ Caution

 DON'Ts	<ul style="list-style-type: none"> Do not drag or drop the product when moving it. Doing so may cause damage to the product or scratches to the floor. Do not expose the product to heat or hot air such as from direct sunlight, lighting or heated air from room heater or air conditioner. Doing so may cause warping, deformation or cracks, resulting in injury.  <ul style="list-style-type: none"> Do not push or pull the product while sitting on it. Doing so may result in injury due to falling or damage to the product. Use this product only for its intended purpose. Failure to do so may result in unexpected accident or injury. Do not use this product if it is damaged, deformed or cracked. Doing so may result in unexpected injury. Do not attempt to repair or modify the product. Doing so may weaken the strength of the product, resulting in injury. Do not use on an uneven or jointed floor when the felt is attached to the product. Doing so may cause felt to be removed, resulting in dirt or scratches on the floor surface.
 DOs	<ul style="list-style-type: none"> Ventilate the room well at the early stage of product use. Wooden materials that emit as little formaldehyde as possible are used. However, formaldehyde may still remain, and those with chemical sensitivity or infants may experience an allergic reaction. Be sure to attach protective material such as felt to the underside of legs, or use on top of a sheet or rug. Using without either may cause scratches on the floor, etc. Additionally, using on a cushioned floor may cause discolouration of the cushioned floor due to a reaction between the wooden coating materials and a cushioned floor. Periodically check for any looseness in the bolts, and re-tighten them if any looseness is found. Doing so will prevent injury, or damage or scratches to the floor.

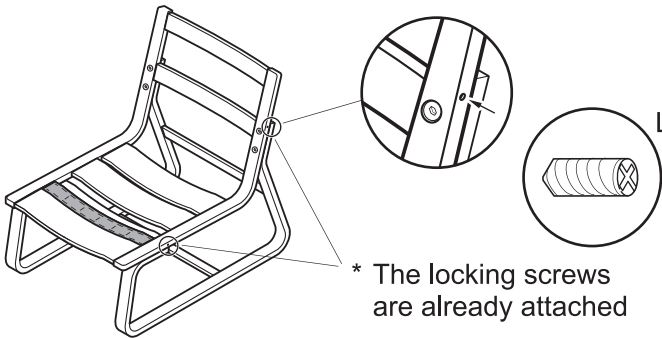
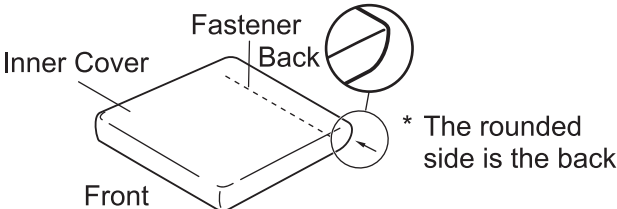
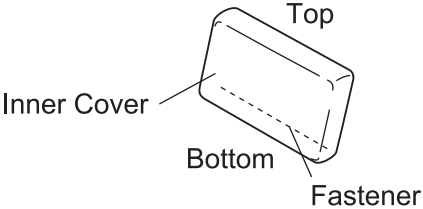

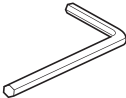
Note (Other Cautions)

	<ul style="list-style-type: none"> Do not place the product for a long period of time in a hot (approx. temperature 35°C or higher) or dry (approx. humidity 30% or lower) place. Doing so may cause warping, deformation or cracks in the product. When using a heating appliance, be sure to keep the room at an appropriate temperature. Using heating appliances during the winter season may cause the room to become extremely dry, resulting in cracking or warping of natural wood. Install in a level and stable place. Using the product in an unstable place may distort or damage the product. When installing the product in a room that is subject to direct sunlight, use a curtain, etc., to protect the product from direct sunlight. Do not use an organic solvent such as thinner or bleach to clean the product. Doing so may cause deformation or discolouration. Do not place vinyl items on the frame for a long period of time. Doing so may result in discolouration or peeling of the coating. Do not leave a chemical wipe on the product for a long time. Doing so may cause discolouration or peeling of the surface material. To dispose of the packaging material after unpacking, follow the rules implemented by your local government.
--	--

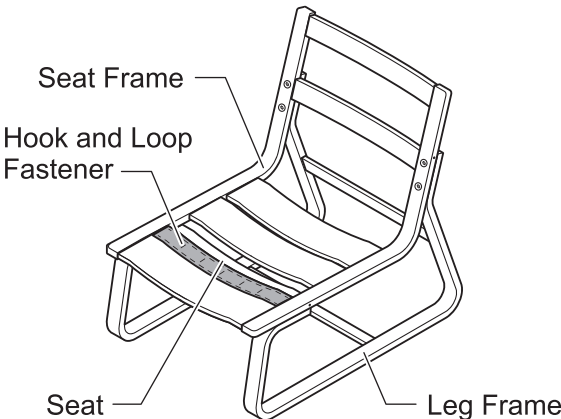
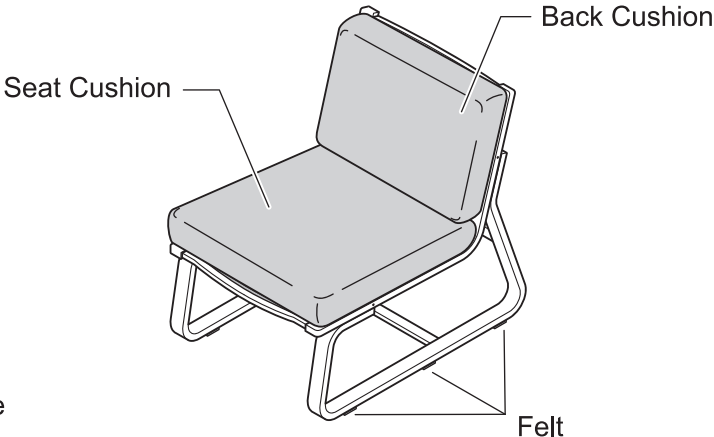
Parts

For both OAK / WALNUT models.

* Each list applies to both oak and walnut models.

<div><div>Parts</div><div><div><div>Ⓐ Main Unit</div><div><div>Locking Screws</div><div>* The locking screws are already attached</div><div>×1</div></div></div></div></div>	
<div><div>Ⓑ Seat Cushion</div><div><div>×1</div><div>* It has front / back and top / bottom orientation. * The area with the fastener is the back of the back.</div></div></div>	<div><div>Ⓒ Back Cushion</div><div><div>×1</div><div>* It has front / back and top / bottom orientation. * The area with the fastener is the bottom of the back.</div></div></div>
<div><div>Fitting Parts</div><div><div><div>Ⓐ Felt</div><div><div>×6</div></div></div><div><div>Ⓑ Hexagonal Wrench</div><div><div>×1</div><div>* For maintenance.</div></div></div></div></div>	

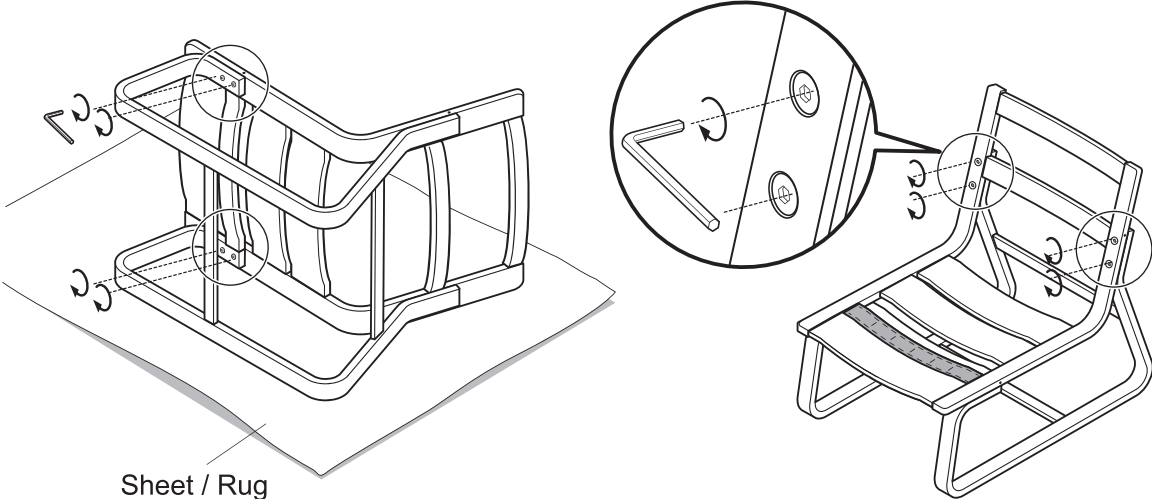
Part Names

<div><div>Sofa Chair (Body)</div><div><div>(Completion Image)</div></div></div>	<div><div>When Cushions Are Attached</div><div><div>* Put on cushion covers before using this product. * Cushion covers are sold separately.</div></div></div>
--	--

Directions for Use

For both OAK / WALNUT models.

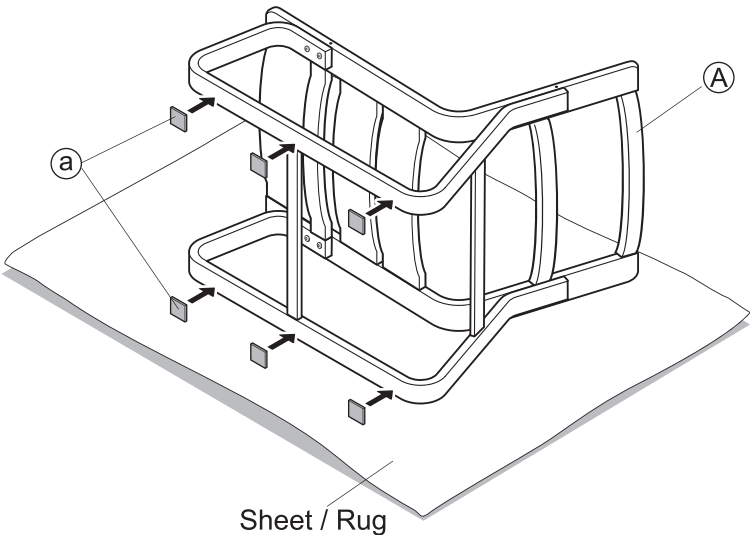
* Directions for use apply to both oak and walnut models.

<div><div>!</div><div>Caution</div></div> Inspect before use	
<div><div>!</div><div>DOs</div></div>	<div><ul style="list-style-type: none">• Check that the fixing bolts on the bottom of the seat and the bolts joining the seat frame and leg frame are not loose. If they are loose, tighten them securely with the ⑥ hexagonal wrench. If the bolts loosen due to vibration during transportation, using this product in this condition may damage the product or cause injury.<div></div><div><div><div>!</div><div>Caution</div></div><ul style="list-style-type: none">• Take care not to overtighten the fixing bolts when tightening loose bolts.• This product should be turned over and lifted by at least two people so as not to place excessive strain on the legs. Doing so may break the product.</div><div><ul style="list-style-type: none">• Re-tighten all bolts after approximately one week. Bolts may become loose at the start of use, and continued use of this product with loose bolts may result in damage or injury.• Be careful not to scratch the floor and furniture during the work.</div></div>
<div><div>⊘</div><div>DON'Ts</div></div>	<div><ul style="list-style-type: none">• Do not use power tools. Placing unnecessary strain on the product may result in injury due to damage to the product.</div>

- 1

First, lay a sheet / rug under the ① main unit.

Attach the 6 pieces of ② felt while the ① main unit is on its side.



<div><div>!</div><div>Caution</div></div>	<p>Be sure to inspect before use. If any part of this product is loose, continued use may result in injury, damage to the legs or body or scratches to the floor.</p>
<div><div>Note</div><div>(Other Cautions)</div></div>	<p>Remove any foreign matters such as dust from the attachment surface before attaching the felt.</p> <p>Foreign matter reduces the adhesive strength of the felt. Press the whole felt sticker hard to ensure it adheres evenly.</p>

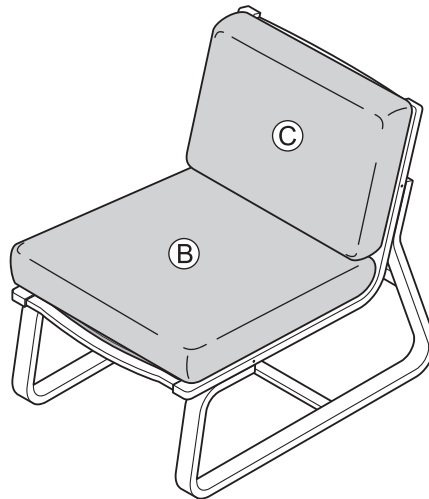
Directions for Use (Cont'd)

For both OAK / WALNUT models.

2

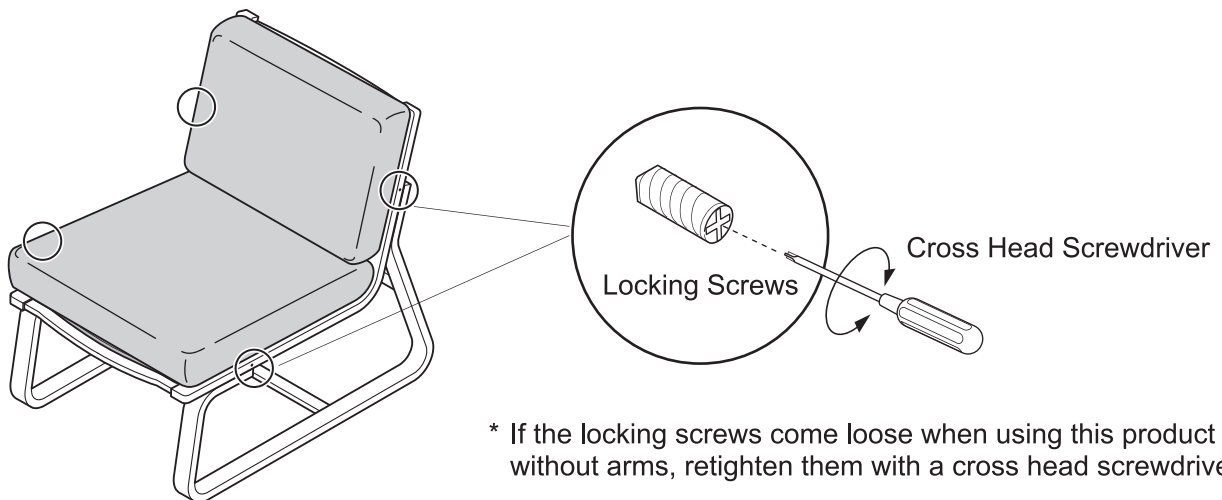
Put cushion covers (sold separately) on the ② seat cushion and ③ back cushion and then place the ② seat cushion and ③ back cushion on the ① main unit.

- * Seat cushion has front / back and top / bottom orientation. (See the part list for details.)
- * Back cushion has front / back and top / bottom orientation. (See the part list for details.)
- * Use the COVER FOR LIVING DINING SOFA CHAIR (sold separately) to cover the cushions.



Completed

- * Remove the locking screws when attaching LIVING DINING ARM FOR SOFA CHAIR (sold separately).



- * If the locking screws come loose when using this product without arms, retighten them with a cross head screwdriver.

Moving the Product

- When moving the product, do not drag it on the floor. The product must be lifted by two or more adults, and held underneath the product.
Doing so will prevent injury, or damage or scratches to the floor.

Disposal

- To dispose of this product, follow the rules implemented by your local government.

Care Instructions

Maintenance and Inspection

- Do not use this product if it is damaged or deformed.
- Periodically check for any looseness or wobbling in bolts, and re-tighten them with the ⑤ hexagonal wrench (for maintenance) if any looseness is found. Using with loose bolts or legs may result in injury, damage to the legs or product or scratches to the floor. It may also cause wobbling or abnormal noises to occur.
- Take insecticidal measures immediately if any type of pest is found. If left untreated, insect damage may worsen.

Maintenance for Wooden Sections

- Gently wipe off dust from coated surfaces using a soft cloth or duster. Rubbing dusty surfaces with a hard cloth is counter-productive as it may cause small scratches to occur.
- If the product is particularly dirty, wipe off the dirt with a cloth soaked in a 3% to 5% neutral detergent solution. Then wipe off any detergent residue with a damp cloth. Next, gently wipe with a dry cloth and let the product dry naturally.

Maintenance for Fabric

- For normal care, wipe the product with a soft, dry cloth. Remove dust using a brush or vacuum cleaner (weak setting).
- If the product is particularly dirty with stains such as coffee, soak a soft cloth in a warm 3% to 5% solution of neutral detergent, wring out the cloth thoroughly and pat the cloth on the surface of the product to remove the stain. Next, wipe off any detergent using a damp cloth and leave to dry naturally.
- When washing the cushion cover, follow the washing instructions on the cover and be sure to handle it correctly.
(The inner cover cannot be taken off for washing.)

Usage

Cautions for Natural Wood Products

- This product is manufactured using natural wood. There are differences in the grain and colour of individual products as a result of these natural materials.
Please note that the wooden grains and colours of the all products are not the same.
- Please note that cracks and warping may occur in natural wood (sliced veneer) in the following conditions.
 - ① Avoid use in a place that is subject to direct sunlight wherever possible.
If use in direct sunlight is unavoidable, reduce the amount of sunlight wherever possible using curtains, etc.
 - ② Avoid use near heaters or air conditioners wherever possible. Be sure that air from heaters or air conditioners does not come into direct contact with the product.
 - ③ In particular, air from heaters in the winter season is particularly dry and can easily cause cracks and warping in natural wood.

Formaldehyde Countermeasures

- What is Formaldehyde?
Formaldehyde is said to be one of the causes of sick house syndrome. It is a colourless, pungent smelling compound that vaporizes at room temperature, and is found in such items as furniture, building materials and wallpaper adhesives. It is released gradually, but people in a room where formaldehyde has accumulated for a long time may experience symptoms such as eye irritations or a sore throat. A high concentration of formaldehyde may cause breathing difficulties.
- Ventilate the room.



Caution

Ventilate the room well when installing the furniture. Small children and those who are sensitive to chemicals may have an allergic reaction.

Formaldehyde is easily dispersed in the air. Therefore, be sure to ventilate the room regularly. When several pieces of furniture are installed at the same time, open the windows widely for sufficient ventilation. More formaldehyde is released when the room temperature increases. Therefore, be careful if the room is closed for a long time during the summer, and ventilate the room thoroughly. In order to increase ventilation efficiency, it is recommended that you open multiple windows, or use a ventilation fan or air circulator.

- For Persons Who Have High Sensitivity to Chemicals
There are individual differences in resistance to chemicals other than formaldehyde that are related to sick house syndrome. Therefore, even when the actual formaldehyde value in the room is lower than the indoor concentration guideline value (indoor concentration of formaldehyde that is desirable for health), some people react to formaldehyde. At present, MUJI furniture products are made with materials that emit as little formaldehyde as possible, but this does not guarantee that no formaldehyde is emitted at all.
We recommend consulting a physician if you experience any allergic symptoms.
- MUJI furniture products contain formaldehyde absorption / decomposition sheets(*) as part of the packing materials.

(* Formaldehyde absorption/decomposition sheet: Jointly developed with Aisin Seiki Co., Ltd.)

If the product is used in a restricted space, formaldehyde may be re-absorbed by the material if there is nowhere for it to dissipate. Formaldehyde absorption/decomposition sheets are used to reduce the concentration of formaldehyde as much as possible before the product reaches the customer.

* Effectiveness of the "formaldehyde absorption / decomposition sheet" in the packaging has been expended by the time the package reaches the customer, and it can be disposed of as burnable rubbish.

Specifications

Product Name	LIVING DINING SOFA CHAIR	
Product Dimensions	W550 × D780 × H770mm (Seat Height: 410mm)	
Product Weight	Approx. 11kg	
Usage	Chair (for 1 person)	
Materials (Oak)	Main Unit Frame: Cushioning Material: Inner Cover: Surface Treatment:	Natural Wood Laminated Plywood (Oak Veneer) Urethane Foam Polyester and Cotton Wooden Sections: Lacquer Coating
Materials (Walnut)	Main Unit Frame: Cushioning Material: Inner Cover: Surface Treatment:	Natural Wood Laminated Plywood (Walnut Veneer) Urethane Foam Polyester and Cotton Wooden Sections: Lacquer Coating
Country of Origin	China	

Contact Information

For your inquiry about the product, please contact the store where you bought it.