

【校正承認No.】EZ20230529-01-R01

共聚酯便携随行杯说明书

【サイズ】112(W) x 154(H)mm

文字色 黒

英数字体: MUJI Font

SMILE CORP

2023.06.03

CLEAR BOTTLE SLIM TYPE
User Manual



MUJI 無印良品

○Please read this manual carefully before using the product. In addition, please keep this manual properly for confirmation at any time.

Safety Advice

To prevent accidents due to misuse, the following graphic symbols are used to illustrate the contents to be observed.

Meanings of symbles are as following:

 Indicates compulsory actions.	 Indicates prohibited actions.
---	---

△Pay attention to the content that may cause minor injuries or product damage.

•Before use

- Do not use the product if any small scars or cracks. Otherwise, the product may be damaged.
- △Before use, all parts should be cleaned with warm water, and keep parts assembly correctly.
- Do not feed boiling water for disinfection, which may cause the product deformed.
- Do not keep the following objects inside the product.
 - ・Dry ice, carbonated drinks, fermented food. The product may break due to the increase of internal air pressure.
 - ・Milk, milk-containing beverages, fruit juice, pulp, etc. Otherwise, this product may cause food spoilage and deterioration.
 - ・Tea, coffee powder, teabags with ropes, etc. If the residue is caught in the sealing, it may cause the product to leak.

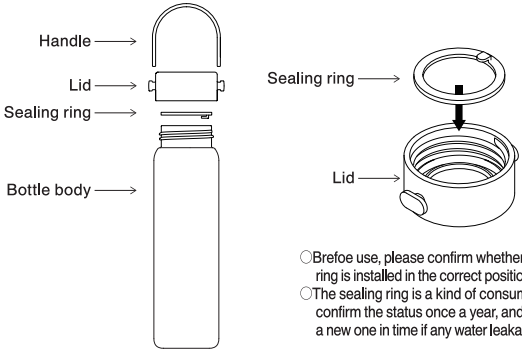
•In use

- Do not put drinks with excessive temperature in this product. Otherwise, it may result in scalding, deformation, damage and water leakage of the product. When filling boiled drinks such as tea, it is recommended to wait until the water temperature drops before filling.
- △It is recommended that the drink temperature be below 50℃ to avoid scalding.
- △When screwing on the lid, please keep it level with the main body. Otherwise, there will be gaps, resulting in water leakage.
- Do not use it as a storage container. Otherwise, this product may cause food spoilage and deterioration.
- Do not use this product in the freezing room or cold room below the ice node. Otherwise, the liquid will expand due to freezing, which may cause the main body damaged.
- Please avoid strong impact such as falling or overturning or excessive pressure on the product. Otherwise, the product may be damaged or water leakage.
- Do not use it during car running. Otherwise, the car and clothes may be stained. In addition, when driving, it will cause inattention and may cause great danger.
- Do not heat, refrigerate or freeze in the state of filling drinks.
- Do not put the product near fire sources and heat sources such as cooking ranges and stoves, or use it in microwave ovens and baking ovens. Otherwise, the product may be desformed or damaged.
- Minors should use this product under the guidance of adults.

•After use

- When cleaning, do not use sponges, metal cleaning balls, detergent powder, containing abrasives,etc. May damage the surface layer of the product, resulting in product breakage.
- △When the dirt is serious, use appropriate diluted neutral detergent for cleaning.
- Do not cover the main body with detergent. Otherwise, the product may be damaged.
- Do not boil this product. Otherwise, the product may be deformed, cracked, whitened or discolored due to heat.
- Do not use dishwasher to clean this product. Otherwise, the product may be deformed, cracked, whitened or discolored due to heat.
- Do not use thinner, gasoline, alcohol, kerosene, etc. Otherwise, the product may be damaged.

Name of each part



- Brefoe use, please confirm whether the lid sealing ring is installed in the correct position.
- The sealing ring is a kind of consumables. Please confirm the status once a year, and replace it with a new one in time if any water leakage or damage.

How to Use:

- Be sure to use the bottle after the lid is fitted with the seal. If it is not installed, the drink may leak out.
- When removing the handle, please position the handle so that it is perpendicular to the bottle and pull it out slowly. (As shown in the dotted line at the right)
- Do not use excessive force when removing and installing the handle to avoid damage to the handle.
- The inside of the plastic lid may be stained with water droplets of drinks. Please pay attention to the water drops when opening or covering again.
- After cleaning, please wipe the water drops with a soft cloth.



About the disposal

- When this product is discarded, please dispose of it according to the method specified in your region.

Quality display

Materials		
Names of parts	Sealing ring	Bottle body,Lid
Materials	Silicone rubber	Modified PCT (polymer of dimethyl terephthalate and 1,4- cyclohexanedimethanol, 2,2,4,4- tetramethyl -1,3-cyclobutanediol)
Heat-resistance temperature	120℃	100℃
Cold-resistance temperature	-20℃	0℃

*The temperature in this material information is the material tolerance temperature, not the recommended temperature.
Food contact

Commissioned manufacturer: MUJI (SHANGHAI) COMPANY LIMITED.
Address: Floor 35, No.1601, Nanjing West Road, Jing'an District, Shanghai
Tel: +86-21-63756677

Production date: