

My Face Makeup



無印良品



More Comfortable More Fun Meet "My Face"

Makeup is something we do. There are people who see this as part of personal grooming, or think of it as an armour to wear on themselves. Although there are various ways to do this, many women look at themselves in the mirror every morning. If this is something we do daily, MUJI makeup items have been improved to fit the needs. With the new makeup palette, you can create a palette that suits you best by combining the basic items. Give yourself more freedom. This is MUJI's makeup.

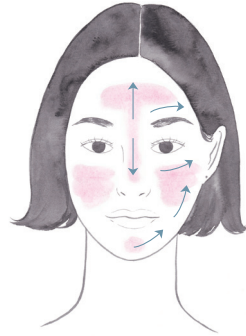
STEP 01 : BASE

Using a base cream is indispensable before applying foundation on your face.

After conditioning your skin with skincare items, choose a base control cream that suits your concern or purpose, such as "hydration", "covering visible pores" & "skin colour tone correction".



HOW TO Use UV Base Control Colour



UV Base Control Colour

02124762	Yellow • 30ml	\$15.30
02124755	Pink • 30ml	
02124779	Blue • 30ml	
02545840	Purple • 30ml NEW	
02545833	Pearl • 30ml NEW	

A makeup base that corrects skin colour tone and protects the skin from ultraviolet rays.

- Yellow** Cover redness, spots, and uneven colour on the cheeks
- Pink** Cover pale skin tone and bluish dark circle under the eyes
- Blue** Cover dull-looking yellowish skin tone and brownish dark circle around the eyes
- Purple** Cover dull-looking yellowish skin tone while retaining healthy reddish colour
- Pearl** Improve dull-looking skin to one shade lighter
- Yellow / Pink / Blue / Purple SPF50+ • PA +++
- Pearl SPF32 • PA +++

- 1 Take one or two pearl-sized amount on the fingertip and spread on the face thinly with the fingers. If you use a sponge, take a little more.
- 2 Apply from the centre outward as shown in the illustration, which is the basic rule. Smooth out until the colour is completely invisible. Please keep in mind to apply a little lesser.



BB Cream

02124571	Ocher • 30g	\$20.90
02124588	Natural • 30g	
02124595	Pink Natural • 30g	

Travel Size

02124601	Ocher • 10g	\$11.30
02124618	Natural • 10g	
02124625	Pink Natural • 10g	

An all-in-one cream that combines the functions of a base, foundation, UV care, and moisturiser. It spreads easily and smoothly on the skin and moisturises it.

SPF40 • PA +++



High Moisturising UV Makeup Base

02124786	30ml	\$16.00
----------	------	----------------

Hydrates the skin while preventing dryness, allowing foundation cream to sit well.

SPF27 • PA ++



Pore Cover UV Makeup Base

02124793	30ml	\$16.00
----------	------	----------------

Suppressing shine caused by sebum and diminishing the look of open pores.

SPF28 • PA ++



Concealer Stick-Type

02124854	Ocher • 3.5g	\$9.60
02124847	Natural • 3.5g	

A stick-type concealer with high ability to conceal.



Concealer For Eye Area

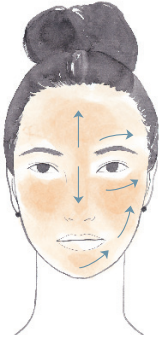
02124861	6.5g	\$9.60
----------	------	---------------

A liquid-type concealer that naturally covers dark circles and dullness and prevents dryness under the eyes.

STEP 02 : FOUNDATION

A foundation that not only makes the skin beautiful but also plays an important role in the "etiquette of an adult female". To achieve a more natural-looking skin texture, it is important to find a colour that matches your skin

HOW TO Use Cream Foundation



- 1 Take one or two pearl-sized amount on the back of the hand and spread it on your face with your fingers. If you use a sponge or a brush, take a little more.
- 2 Apply from the centre outward as shown in the illustration, which is the basic rule. Do not rub harder. Gently spread while feeling the temperature of your fingertips.

*If using liquid foundation, take about 3 to 4 pearl-sized amount.



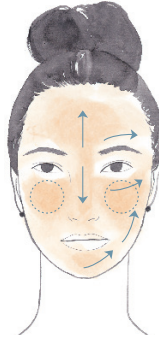
UV Cream Foundation

02124656	● Ocher · 30g	\$20.90
02124663	● Natural · 30g	
02124670	● Light Natural · 30g	
02124687	● Pink Natural · 30g	
02124694	● Light Beige · 30g	

Covering areas of concern, protecting skin from UV rays, and giving a moist and glossy-looking skin.

SPF31 · PA +++

HOW TO Use Powder Foundation



- 1 Take Powder Foundation with a sponge and spread it over a large area such as the cheek and forehead. Apply from the centre outward as shown in the illustration, which is the basic rule.
- 2 After applying on the entire face, apply again partly on the centre of the cheek and areas of concern. To achieve a natural-looking skin, apply less on the forehead, nose and around the mouth and a slightly more on the cheeks.



UV Powder Foundation

02545901	● Ocher · 9.4g	\$19.00
02545918	● Natural · 9.4g	
02545925	● Light Natural · 9.4g	
02545949	● Pink Natural · 9.4g	
02545932	● Light Beige · 9.4g	

Wet-type powder sits well on the skin. It covers areas of concerns such as pores and uneven skin texture, leaving smooth-looking skin.

SPF30 · PA +++



UV Liquid Foundation

02124700	● Ocher · 30ml	\$16.00
02124724	● Natural · 30ml	
02124717	● Light Natural · 30ml	
02124748	● Pink Natural · 30ml	
02124731	● Light Beige · 30ml	

Covering uneven skin tone and giving a natural, transparent-looking skin tone.

SPF27 · PA ++



Polyester Brush For Liquid Foundation

15822904	Approx. 136mm	\$23.90
----------	---------------	----------------

It has moderate stiffness and spreads liquid foundation evenly.



Sponge Puff For Liquid Foundation

38756415	2pcs	\$7.90
----------	------	---------------

Designed to be less absorbent to prevent waste of liquid foundation for neat finishes.



Soft Sponge Puff

38756422	2pcs	\$5.30
----------	------	---------------

Uses natural moisturising ingredients to create extra soft texture.



Sponge Puff

38756439	4pcs	\$7.90
----------	------	---------------

It has moderate firmness and is easy to use. It fits perfectly along the faceline and helps apply makeup evenly.

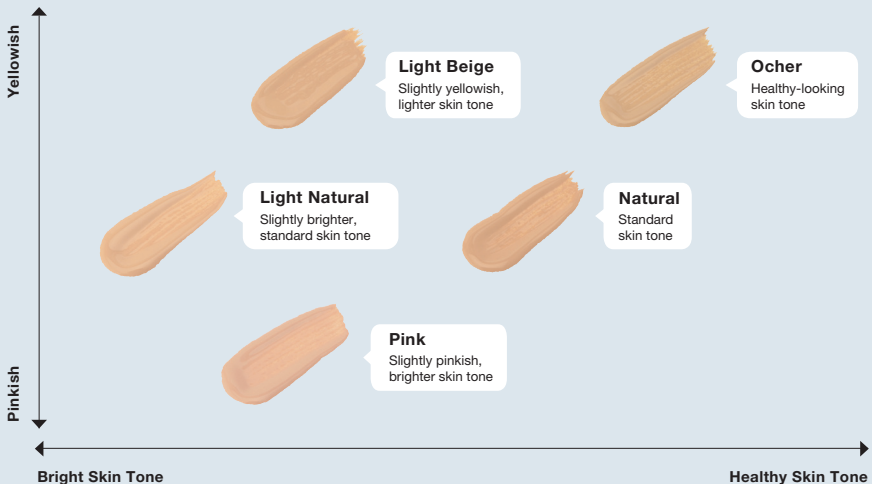
Brush : DuPont™ Sorona®



DuPont™ Sorona® are trademarks or registered trademarks of Dupont Corporation in the United States. They are used by Ryohin Keikaku Co., Ltd. under license.

How To Choose A Colour That Matches Your Skin Tone

Apply foundation on the face closer to the neck, and choose a colour that matches the skin tone of neck area. For a brighter look, choose a colour that is one shade lighter than that of the neck.

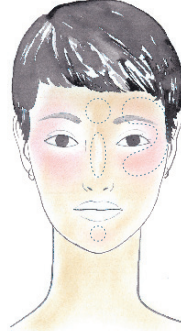


STEP 03 : FINISHING POWDER

Finishing Powder helps the foundation to set and gives the skin a clear, luminous look. It creates a gentle veil on your skin to help makeup stay longer, thus, requiring no touch-up.



HOW TO Use Finishing Powder



UV Loose Powder • Pressed-Type NEW

02545857	● Natural • 9.3g	\$20.90
02545864	● Pearl Natural • 8.7g	
02545871	● Gold Natural • 8.7g	

A pressed-type finishing powder that protects the skin from ultraviolet rays and is also convenient for a touch-up when going out. Skin looks bright and luminous.

Natural SPF50 • PA ++++

Pearl Natural / Gold Natural SPF33 • PA +++

Stroking the entire surface with a brush to mix the colours, and apply it on the skin while adjusting the amount on the back of your hand. When using a multi-colour powder with pearls, mix 3 colours and gently apply on the areas, such as C zone (from brow bone to cheekbones), cheek area towards the centre of the face and nose line for a soft and natural glow.

Loose Powder



02867874	● Natural • Small • 6g	\$11.30
02867867	Natural • Large • 18g	\$20.90
02867904	Natural • Refill • 18g	\$9.60
02867898	● Pearl Natural • Small • 6g	\$11.30
02867881	Pearl Natural • Large • 18g	\$20.90
02867911	Pearl Natural • Refill • 18g	\$9.60

Powder for finishing makeup.

Loose Powder Puff



02868130	Small • Approx. 40mm • 2pcs	\$4.60
02868123	Medium • Approx. 60mm	\$4.60
02868116	Large • Approx. 70mm	\$6.30

A puff with a fine, soft texture. Excellent powder loading and the perfect bristle flexibility provides a beautiful makeup finish.



Polyester Face Brush D

15822836	Approx. 168mm	\$29.90
----------	---------------	----------------

A flat-shaped dense brush that is ideal for face brushes.



Polyester Portable Face Brush D

15822805	Approx. 146mm	\$20.90
----------	---------------	----------------

A face brush for applying loose powder to finish makeup. Compact size, convenient for carrying.



Portable Face Brush D

37385870	Approx. 105mm	\$29.00
----------	---------------	----------------

This is a portable face brush in an retractable aluminium casing.

STEP 04 : CHEEK COLOUR

A cheek colour creates a subtle ruddy-looking skin, making you look healthy and lively.



HOW TO Use Cheek Colour



Cheek Colour

NEW

02546069	● Apricot • 4.6g	\$10.90
02546076	● Rose • 4.6g	
02546083	● Pink • 4.6g	
02546090	● Coral • 4.6g	

A bright-coloured powder blends easily on the skin and sits on the skin well. It creates natural and healthy-looking cheeks.

First, apply a ruddy cheek colour from the centre of the cheekbone toward the face line. Next, softly apply a glossy highlight on the top of the cheekbones and under the eyes.

Cheek colours can create various looks depending on where you apply it. When you put it on the middle of your cheeks, you look cute. If you apply it diagonally along the cheekbone, your face appears longer.



Cheek Colour Mix

NEW

02546106	● Apricot • 4.7g	\$11.30
02546113	● Rose • 4.7g	
02546120	● Pink Beige • 4.7g	
02546137	● Coral • 4.7g	

Three-colour gradation creates a three-dimensional appearance.



Lip & Cheek Colour

NEW

02546168	● Coral • 1.7g	\$13.90
02546151	● Rose • 1.7g	
02546175	● Pink Beige • 1.7g	

A lip colour that can also be used as a cheek colour. It is characterized by its bright colour. It creates natural-looking shiny cheeks / lips.



Polyester Cheek Brush

D

15822829	Approx. 164mm	\$23.90
----------	---------------	----------------

A cheek brush for applying cheek colours. Trimmed flat, that is ideal for cheek brushes.



Polyester Portable Cheek Brush

D

15822799	Approx. 153mm	\$17.90
----------	---------------	----------------

A cheek brush for applying cheek colours. Compact size for easy carrying.



Portable Cheek Brush

D

37385887	Approx. 93mm	\$23.00
----------	--------------	----------------

This is a portable face brush in a retractable aluminium casing.



Cheek Brush for Case

15822898	1pc	\$3.90
----------	-----	---------------

STEP 05 : EYESHADOW

It is no exaggeration to say that the eyes impression is determined by the eyeshadow colour. Enjoy different eye looks according to your mood, such as creating three-dimensional-looking eye lids, or adding nuances to your eyes.



4-Colour Eyeshadow

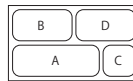
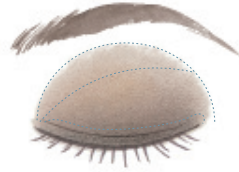
NEW

02545963	Brown · 4.5g	\$12.90
02545970	Gold Brown · 4.5g	
02545987	Plum · 4.5g	
02545994	Orange Brown · 4.5g	
02546007	Pink Brown · 4.5g	

A 4-colour eyeshadow to create a beautiful gradation. It blends nicely with the skin tone.



HOW TO Use Eyeshadow



- 1 Layering colours with 4-colour eyeshadow. First, softly apply A on the entire eyelid, then blur B on the corner of the eye towards the eyelid.
- 2 Apply C on the corner of the eye, then apply D to the centre of the eyelid or under the eye to finish the eye makeup.



Eyeshadow Brush

D

15822812	Approx. 126mm	\$8.90
----------	---------------	---------------

A brush suitable for applying the base eyeshadow.



Eyeshadow Tip

15822867	Approx. 129mm	\$5.90
15822881	Replacement · 2pcs	\$3.90

Using a soft feel polyurethane chip. The tip is replaceable.



Eyeshadow Tip for Case

02868055	2pcs	\$3.90
----------	------	---------------




Eyeshadow Tip with Brush for Case

02868062	2pcs	\$6.30
----------	------	---------------

STEP 06 : EYEBROW PENCIL / EYELINER / MASCARA

Eyebrow Pencil has a great impact on the expression of the eyes while Eyeliner and Mascara emphasise the eye area. In order to achieve an impressive look, it is important to find an easy-to-use item that suits you.



Eyebrow Pencil & Powder

02125028	● Natural Brown	\$19.00
02125035	● Dark Brown	

A 2-Way eyebrow colour which combines a cartridge-type pencil and a chip-type powder.

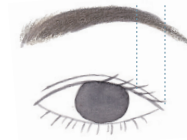
Pencil Refill

02125042	● Natural Brown	\$6.30
02125059	● Dark Brown	

Powder Refill

02125066	● Natural Brown	\$9.60
02125073	● Dark Brown	

HOW TO Use Eyebrow Pencil



First, draw the eyebrow shape using the pencil starting from around 1/3 of the innermost eyebrow, then draw the arch from outside of the pupil towards the corner of the eye. Next, use the powder from the innermost of the eyebrow for a soft finish.

HOW TO Use Eyeliner



Start drawing from the outer corner of the eye between the eyelashes towards the centre of the eye. Next, draw thinly from the inner corner of the eye to connect the two lines. Blur the outline with a cotton swab and around the eye corners for a natural look.



Liquid Eyeliner

02124823	● Black	\$13.90
02124830	● Brown	

A brush pen-type eyeliner allows a thin and uniform line drawn easily up to the corners of the eyes. Does not smudge easily by sebum and tears, keeping the eyeliner for long hours.



Retractable Eyebrow Pencil

02124922	● Natural Brown	\$7.30
02124939	● Dark Brown	

It has a fine pointed, constant sized tip, allowing you to easily draw each hair stroke by stroke, creating natural eyebrows. This convenient mechanical-type eyebrow pencil does not require manual sharpening.



Eyebrow Pencil

NEW

02546229	● Natural Brown	\$5.90
02546236	● Dark Brown	

Easy to use traditional eyebrow pencil with moderate softness.



Eyebrow Brush with Comb

15822843	Approx. 127.5mm	\$5.90
----------	-----------------	--------

A brush for grooming eyebrows and blurs the eyebrow colour. It comes with a comb that is convenient for trimming eyebrows.



Eyeliner Pencil

NEW

02546281	● Black	\$5.90
02546298	● Brown	

Easy-to-use pencil-type eyeliner with moderate softness.



Mascara

Film-type

02124809	● Black · 8.6g	\$16.00
----------	----------------	---------

Waterproof-type

02124816	● Black · 8.6g	\$16.00
----------	----------------	---------

A brush-type mascara that lifts the eyelashes from the base and makes them look natural and longer.

STEP 07 : LIPSTICK

Lipsticks can change the mood with a single application. A wide range of lipsticks is available in different textures. Outline the lips with a lip liner for more defined lips.




Lipstick

NEW

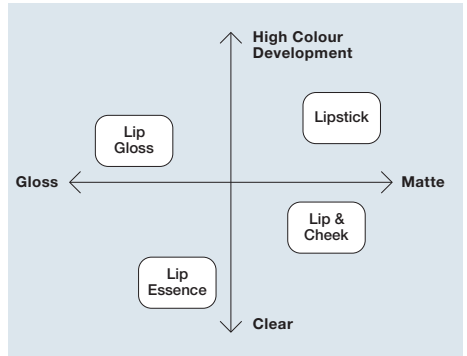
02124960	● Peach · 2.5g	\$11.90
02124953	● Pink Beige · 2.5g	
02124946	● Rose · 2.5g	
02124977	● Red · 2.5g	

Lipstick for a moist finish.

HOW TO Use Lipstick



For a natural finish that fits your skin, apply only the inside of your lips and blur the outline with your fingers or a cotton swab. To show the outline of the lips beautifully, draw a lip peak from the corner of the mouth while considering the perfect balance between right and left.



Lip Gloss

02125011	● Peach · 4.6g	\$14.30
02124984	● Pink Beige · 4.6g	
02125004	● Rose · 4.6g	
02124991	● Red · 4.6g	

A lip gloss that blends in with the colour of the lips, creates a three-dimensional look, with a moist finish.



Lip Brush

D

37385863	Small · Approx. 67mm	\$7.90
37385856	Large · Approx. 117mm	\$9.60

The bristles with moderate stiffness allow easy and even application of lip colour.



Lip Liner

NEW

02546304	● Peach Beige	\$6.30
02546311	● Rose	
02546328	● Red	

It is a pencil-type lip liner that spreads easily, smoothly creating lines.



Lip Essence

02124649	● 10.5g	\$12.90
02124632	● Pink · 10.5g	

An essence that prevents lips from drying and gives moisture and lustre.



Tools



Steel Safety Scissors

15847594	Approx. 90mm • Case	\$16.00
----------	---------------------	----------------

Nose and cheek hair scissors. The tip of the blade are rounded to avoid cutting the skin.



Eyelash Curler

15844388	Approx. 104mm	\$6.90
15856077	Replacement • 2pcs	\$1.90

An eyelash curler that curls the eyelashes neatly. Replacement rubber is available.



Steel Eyebrows Scissors

15844456	Approx. 90mm • Case	\$16.00
----------	---------------------	----------------

Trim the eyebrows neatly with this thin curved blade.



Portable Eyelash Curler

15844449	Approx. 58mm	\$7.30
----------	--------------	---------------

Sliding type which fits neatly in the pouch.



Steel Nail Clipper • Large

15822690	Comes with PP cover	\$10.90
----------	---------------------	----------------

Features precision blade to give a clean cut. Trims the nails nicely without causing any burden.



Tweezers

15849383	Approx. 90mm	\$7.90
----------	--------------	---------------

Slant-cut that is easy to use for removal of fine hairs.



Steel Nail Clipper • Small

15822706	Comes with PP cover	\$7.60
----------	---------------------	---------------

Features precision blade to give a clean cut. Trims the nails nicely without causing any burden. Portable compact size.



Stainless Steel Folding Nail File

15852543	Approx. 123mm When folded, 67mm	\$5.60
----------	------------------------------------	---------------

Curving the file grooves by laser, even the tip of this nail file can be used. Convenient for detailed care of your nails.

Makeup Palettes



Combination 1

◆Skin Touch Up Set (Makeup Palette S)

- ① UV Powder Foundation / Natural ▶ P.4
- ② Soft Sponge Puff ▶ P.5

A minimal set that combines foundation and puff. A wide mirror comes handy when touching up makeup.



Combination 2

◆Brightening Set (Makeup Palette S)

- ① 4-Colour Eyeshadow / Orange Brown ▶ P.8
- ② Cheek Colour / Rose ▶ P.7
- ③ Eyeshadow Tip with Brush for Case ▶ P.8
- ④ Eyeshadow Tip for Case ▶ P.8
- ⑤ Cheek Brush for Case ▶ P.7

With a case combining a perky cheek colour and eyeshadow colours, your evening tired face will be revived at once. It's nice that it can store brushes and tips together.



Combination 3

◆Trendy Set (Makeup Palette M)

- ① Cheek Colour / Apricot ▶ P.7
- ② Lip & Cheek Colour / Pink Beige ▶ P.7
- ③ Retractable Eyebrow Pencil / Natural Brown ▶ P.9
- ④ Liquid Eyeliner / Brown ▶ P.9

With "Makeup Palette M", eyebrow pencils and liquid eyeliner can be stored perfectly. Combine a noteworthy single-colour eyeshadow or highlights to create a trendy-looking face.

The "Makeup Palette" is now available, which allows you to freely combine a foundation and other makeup items. You can create your own customized palette.



Combination 4

◆1-Night Trip Set (Makeup Palette M)

- ① Pressed UV Loose Powder / Pearl Natural ▶ P.6
- ② Soft Sponge Puff ▶ P.5
- ③ Eyeshadow Tip for Case ▶ P.8
- ④ Eyeshadow Tip with Brush for Case ▶ P.8
- ⑤ 4-Colour Eyeshadow / Brown ▶ P.8
- ⑥ Cheek Colour Mix / Rose ▶ P.7

Combine a pressed-type powder, eyeshadows, and cheek colours in a palette to create a complete, light and gorgeous make-up. Also convenient for travelling.



Combination 5

◆My Best Colour Set (Makeup Palette L)

- ① UV Powder Foundation / Light Beige ▶ P.4
- ② 4-Colour Eyeshadow / Plum ▶ P.8
- ③ 4-Colour Eyeshadow / Gold Brown ▶ P.8
- ④ Colour Mix Cheek / Pink Beige ▶ P.7
- ⑤ Cheek Colour / Coral ▶ P.7

"Makeup Palette L" in which a total of 8 items can be set, from foundation to powder, eyeshadows and cheek colours. It is fun to change your favourite colours depending on the mood.



Makeup Palette

NEW

02546410	S · 111 x 71 x 15mm	\$16.00
02550066	M · 163 x 71 x 15mm	\$20.90
02546427	L · 163 x 101 x 15mm	\$27.90

Double-Sided Tape for Makeup Palette

02546441	1 sheet (5pcs)	\$6.30
----------	----------------	---------------



Makeup Box

Perfect for storage and easy to use in different combinations.

Nylon and PP Makeup Box

Nylon Makeup Box · L

NEW

82202724 | 16.5 x 35 x 19.5cm | **\$36.00**

PP Makeup Box

37495548 | 150 x 220 x 169mm | **\$4.90**

PP Makeup Box · 1/2

37495555 | 150 x 220 x 86mm | **\$3.90**

Nylon Makeup Box · M

NEW

82202717 | 16.5 x 23 x 15.5cm | **\$33.00**

PP Makeup Box · With Lid · L

37495616 | 150 x 220 x 103mm | **\$6.90**

PP Makeup Box · 1/4

37495562 | 150 x 220 x 45mm | **\$2.90**

Nylon Makeup Box · S

NEW

82202700 | 16 x 19 x 11.5cm | **\$26.00**

PP Makeup Tray

37495579 | 150 x 220 x 20mm | **\$3.60**

PP Makeup Tray Mirror

37495609 | 150 x 220 x 20mm | **\$13.90**



Organized storage of cosmetics can reduce the time of searching for items.
 Make your daily makeup routine fun and enjoyable using MUJI's makeup box for your organization.

PP Makeup Box

PP Makeup Box · With Lid · S

37495623	150 x 110 x 103mm	\$4.90
----------	-------------------	--------

PP Makeup Box · 1/2 Half

37495586	150 x 110 x 86mm	\$3.60
----------	------------------	--------

PP Makeup Box · 1/4 Half

37497764	150 x 110 x 45mm	\$2.90
----------	------------------	--------

PP Makeup Box · With Partition · 1/2 Half

37497696	150 x 110 x 86mm	\$5.30
----------	------------------	--------

PP Makeup Box · With Partition · 1/4 Half

37497702	150 x 110 x 45mm	\$3.60
----------	------------------	--------

PP Makeup Tray · S

37497689	150 x 110 x 20mm	\$2.30
----------	------------------	--------

PP Brush · Pencil Stand

37497672	71 x 71 x 103mm	\$2.60
----------	-----------------	--------

PP Case for Cotton Buds · With Lid


37495630	107 x 72 x 91mm	\$3.30
----------	-----------------	--------

PP Case for Cotton Buds

37497665	107 x 72 x 77mm	\$2.60
----------	-----------------	--------

PP Makeup Box · 1/4

37495593	75 x 220 x 45mm	\$3.30
----------	-----------------	--------



MUJI
無印良品

www.muji.com/sg/

www.facebook.com/muji.sg

www.instagram.com/mujisg

313@somerset

Bugis Junction

ION Orchard

Jem

Jewel Changi Airport

Paragon

Plaza Singapura

Raffles City

Tampines 1

VivoCity

#B2-38 to 41 & 47 to 49

#03-10F

#B4-13 to 16

#04-33 to 37

#02-227 to 229

#04-36 to 40

#01-10 to 17

#02-20/22

#03-06/07

#02-198

Tel: 6334 5053

Tel: 6336 7885

Tel: 6509 9321

Tel: 6339 2558

Tel: 6214 9896

Tel: 6735 0123

Tel: 6264 5838

Tel: 6264 4189

Tel: 6509 9733

Tel: 6376 8023